




ALPEN-IMPEX

Service für Schleifmaschinen

Service for grinding machines



- **Schleifeinrichtungen für
Werkzeugschleifmaschinen**
- **Optional attachment for
tool grinders**
- **Dispositives d`affûtages**





- **Schleifmittel für
Schleifmaschinen**
- **Abrasives for tool grinders**
- **Abrasives pour affûteuses
d`outils**





- **Ersatzteile für Stehle-
Schleifmaschinen**
- **Spare parts for STEHLE-
grinding machines**
- **Pièces de rechange pur
STEHLE-AFFÛTEUSES
D`OUTILS**

ALPEN-IMPEX • Memminger Str. 11-13 • DE-87734 Benningen • GERMANY

TEL.: 0049(0)8831 928467 • FAX: 0049(0)8831 9734327 • E-MAIL: info@alpenimpex.de • www.alpenimpex.de



<p>221320 TEILAPPARAT MK 4 / M16 Schleifdörne auf Anfrage</p>	<p>221320 DIVIDING HEAD MC4 / M 16 grinding mandrels on request</p>	<p>Teilung Dividing: 1,2,3,4,6,8,9,12, 18,24,36 und 72 Sonder Teilscheibe auf Anfrage Special dividing disc on request</p>
<p>210029 Flachmesser 210052 Treppe für 2 Messer</p>	<p>210029 planer knives 210052 insert for 2 blades</p>	<p>Länge bis / length up to 260 mm Stärke /thickness 3mm / 45°</p>
<p>220107 Dübelbohrer</p>	<p>220107 dowel bits</p>	<p>mit Backenfutter with variable chuck</p>
<p>221040 Magnetspannplatte</p>	<p>221040 magnetic plate</p>	<p>Dimension / Abmessungen 160 X 75 mm</p>
<p>223001 HW-Wendeplatten</p>	<p>223001 TCT-insert knives</p>	<p>Wendeplatte Abmessungen TCT-insert knives 12/20/30/40/50 X12X1,5 mm</p>
<p>220019 Fräasersätze Aufnahme Dörner 220057 / 220059 / 220060 / 220061</p>	<p>220019 Cutters Sets Grinding mandrels 220057 / 220059 / 220060 / 220061</p>	<p>Nutzlänge 310 mm usable length 30 mm / 35 mm / 40 mm / 50 mm Andere auf Anfrage</p>
<p>220109 Universal Schraubstock</p>	<p>220109 Universal Vice</p>	<p>Schraubstock</p>




BEISPIELE

Auf Anfrage

EXAMPLES

On request





Minizinken-Schleifeinrichtung

Schleifeinrichtung zum satzweisen Schleifen von Minizinkenfräsern.

Durchmesser 250+260 mm, Z6 / Dorn: 50 mm

Nutzlänge 310 mm

Ø 160-180 mm Z4 auf Wunsch

ART.-NR.: 220112

Micro-Finger Jointing Cutters

Grinding attachment for the grinding of finger jointing cutters in sets, for use with

250+260 mm, dia. Z6 / mandrel : 50 mm

Usable length 310 mm

Ø 160-180 mm Z4 Upon request

Kombination: (Minizinken + Hobelköpfe) • Combination (finger Jointing + Planer heads) **ART.-NR.: 220160**

Hobelkopf-Schleifeinrichtung


Mit manuellem Teilungsprogramm T 10, T 24,

Incl. Schutzhaube mit Gleitlineal

Hobelkopf Ø 120 bis 230 mm,

Höheneinstellehre 330 mm, Dorn bis 50 mm

(Andere Ø auf Anfrage)



ART.-NO.: 220110

Grinding attachment-

Planing cutterheads

Planerhead grinding attachment with manual dividing programme for T 10, T 24,

Incl. Special dust extraction cover with guide bar for cutterheads from Ø 120 up to 230 mm,

Length: 330 mm, mandrel 50 mm

(Other mandrel dia. on request)



ALPEN-IMPEX



Diamond

CBN

Diamant-Schleifscheiben / Diamond grinding wheel

Borazon (CBN)-Schleifscheiben / Boron Nitride (CBN) grinding wheel

Andere Typen auf Anfrage

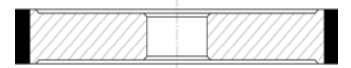
Other types on request

852213	150-5-3-20	B 126 / V 120	CBN 12A2
853491	125-2-6-20	B 126 / V 180	CBN 6A9
853480	75-5-7,5-20	B 91 / V 180	CBN 1D1
853481	75-8-8,5-20	B 91 / V 180	CBN 1D1
853538	75-2-6-20	B 126 / V180	CBN 1D1
853537	75-6-4,4-20	B 126 / V180	CBN 1D1
853503	200-4-4-R2-32	B 151 / V 180	CBN 14F1
853535	200-1,4-3-R0,7-32	B 126 / V 180	CBN 14F1
853483	150-5-3-20	D64 / C50	DIA. 12A2
853529	150-4-2-20	D76 / C 75	DIA. S12V2
853501	200-4-4-R2-32	D 107 / C100	DIA. 14F1
853502	200-2-5-R1-32	D 107 / C 100	DIA. 14F1
853534	200-1,4-3-R0,7-32	D 64 / C 100	DIA. 14F1
853530	175-4-5-R2-32	D 91 / C 100	DIA 14F1
853532	175-1,4-3-R0,7-32	D 64 / C 100	DIA. 14F1
853536	175-2-5-R1-32	D 91 / C 100	DIA. 14F1
853492	125-2-6-20	D 126 / C 75	DIA. 6A9
853484	75-5-6,5-20	D 64 / C 75	DIA. 1D1
852200	40-6-2,5-R3-10	D 64 / C 75	DIA. 1FF1
852264	125-63-20		EK Form 6
852189	225-4-32		EK Form 1A
852190	225-4-32		EK Form 1B
852261	175-4-32		EK Form 1A
852262	175-4-32		EK Form 1A
852201	40-6-10		EK Form 1F
852294	225-5-60 30A / 100		EK Form 1A

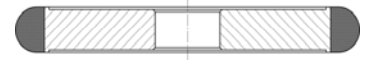
12A2-20



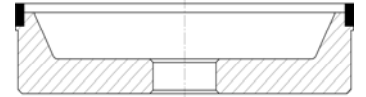
1A1



1FF1



6A9



S12V2



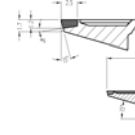
S4B9



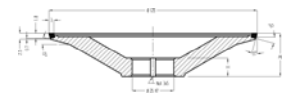
1A1W



4B9



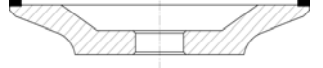
12B9



S1D1



12A2



11V9



14F1

